


1/4"-28 x 1.5" Mounting Bolt
(Included with CMCP1300)



Flat Washer
(Included with CMCP1300)




Triaxial Accelerometer
CMCP1300



Drill and Tap
1/4"-28 UNF

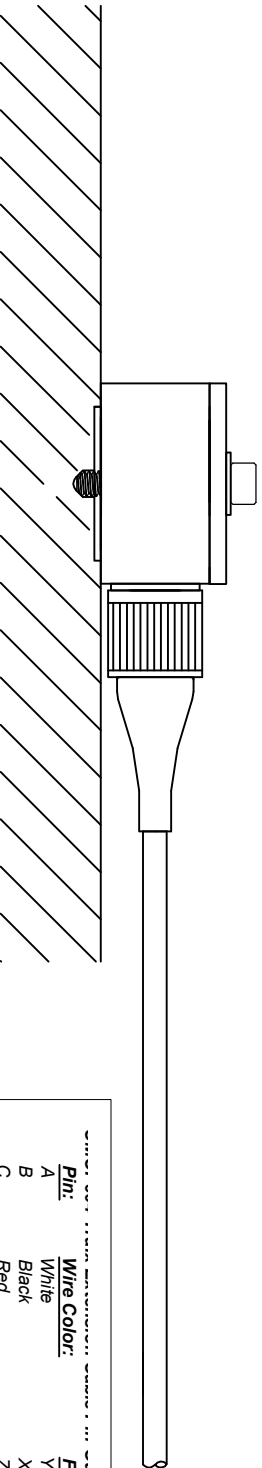


Extension Cable
CMCP604-XX (Sold Separately)



CMCP604X-XX
Cable Length In Meters (Ex. -05'
Stocked In 5, 10 and 20 Meters
L: Standard Cable
H: High Temperature

- CMCP1300 INSTALLATION AND ASSEMBLY**
1. DRILL AND TAP 1/4"-28 UNF HOLE IN BEARING HOUSING. USE CMCP271-01 SENSOR MOUNTING KIT IF AVAILABLE
 2. REMOVE ANY DEBRIS FROM THREADED HOLE DRILLED INTO MOUNTING SURFACE.
 3. THREAD MOUNTING BOLT THROUGH SENSOR USING PROVIDED WASHER AND INTO BEARING HOUSING.
 4. TIGHTEN TO 30 INCH-POUNDS MAX TORQUE



Pin:	Wire Color:	Function:
A	White	Y Axis Signal
B	Black	X Axis Signal
C	Red	Z Axis Signal
D	Green	Common
Floating	Bare	Shield

THIS DOCUMENT IS PROPERTY OF STI AND CANNOT BE REPRODUCED OR TRANSMITTED IN ANY FORM OR BY ANY MEANS, ELECTRONIC OR MECHANICAL, WITHOUT WRITTEN CONSENT FROM STI. THIS DOCUMENT CANNOT BE TRANSMITTED OR ANY INFORMATION FROM IT REPRODUCED, AND NOT BE TRANSMITTED OR ANY INFORMATION FROM IT REPRODUCED, AND NOT BE TRANSMITTED OR ANY INFORMATION FROM IT REPRODUCED.

REV	DATE	DESCRIPTION
1		
2		
3		
4		
5		

CUSTOMER STI Vibration Monitoring		LOCATION League City, Texas USA	
ORDER NO.		STI PART NO. CMCP1300	
QUANTITY 1		DATE 4/11/12	
TECHNICALS 100		SCALE None	
REVISIONS 1		REV A	
DATE 4/11/12		DATE 4/11/12	
BY STI		BY STI	
CHKD STI		CHKD STI	
APP		APP	
SCALE None		SHEET 1 of 1	

STI Vibration Monitoring
League City, Texas